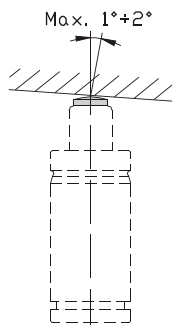
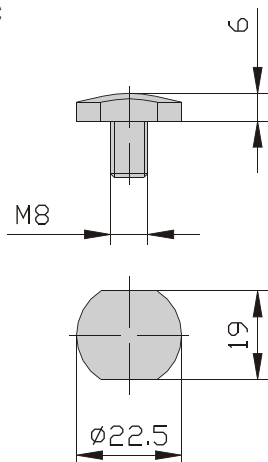


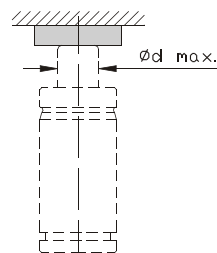
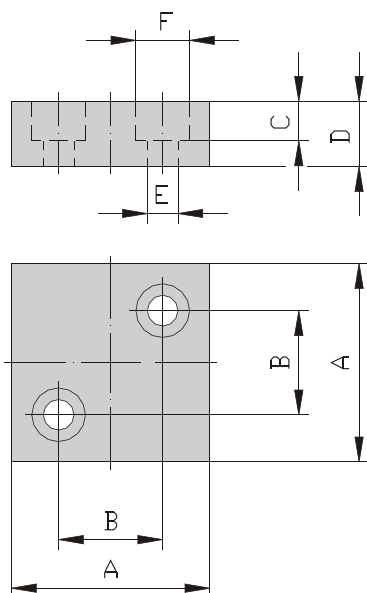
SG-SC



Dla sprężyn typu
For cylinders type

SG-S750
SG-S7500
SG-K1500
SG-K4250
SG-C1500
SG-C4000

SG-SP



Model Model	d max.	A	B	C	D	E	F
SG-SP22	22	40	21	10	15	9	15
SG-SP36	36	56	32	13	20	11	18
SG-SP65	65	71	48	13	20	11	18
SG-SP95	95	84	60	13	25	11	18

Zastosowanie
Combined application

