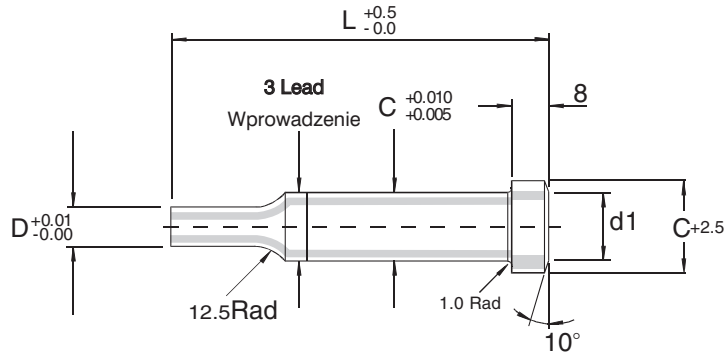
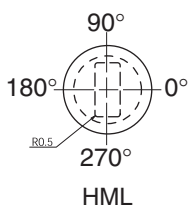
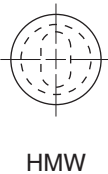
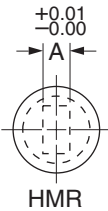
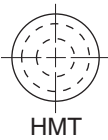


Heavy Duty Punch

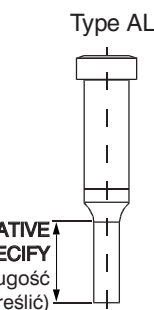
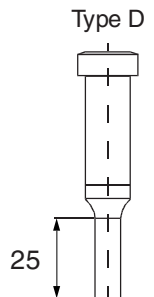
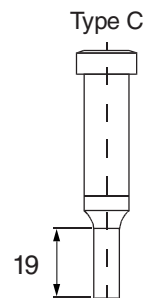
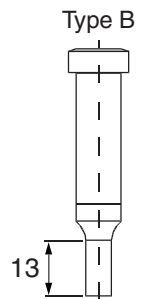
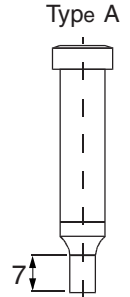
Stemple o wysokiej wytrzymałości



L=Overall standard lengths 50 up to 125 – L=całkowita standardowa długość 50-125mm
Any alternative dimensions can be specified – Inne wymiary na życzenie



Symbol							
HMT	HMK	HMF	HMW	HML	C	d1	Min. A/D
HMT8	HMR8	HMF8	HMW8	HML8	8	8	2.3
HMT10	HMR10	HMF10	HMW10	HML10	10	10	1.5
HMT12	HMR12	HMF12	HMW12	HML12	12	12	1.5
HMT13	HMR13	HMF13	HMW13	HML13	13	13	1.5
HMT14	HMR14	HMF14	HMW14	HML14	14	14	1.5
HMT16	HMR16	HMF16	HMW16	HML16	16	16	2.3
HMT18	HMR18	HMF18	HMW18	HML18	18	18	3.2
HMT19	HMR19	HMF19	HMW19	HML19	19	19	3.2
HMT20	HMR20	HMF20	HMW20	HML20	20	20	3.2
HMT22	HMR22	HMF22	HMW22	HML22	22	22	4.0
HMT25	HMR25	HMF25	HMW25	HML25	25	25	4.8
HMT28	HMR28	HMF28	HMW28	HML28	28	28	5.0
HMT30	HMR30	HMF30	HMW30	HML30	30	30	5.0
HMT32	HMR32	HMF32	HMW32	HML32	32	32	5.0
HMT35	HMR35	HMF35	HMW35	HML35	35	35	5.0
HMT40	HMR40	HMF40	HMW40	HML40	40	40	5.0
HMT45	HMR45	HMF45	HMW45	HML45	45	45	5.0



Example Order – Przykładowe zamówienie

6 off HMT13D x 10.1 x 95

6 off HMF20C x 12.4 x 18 x 90 SF

Location flats & dowel slots if required see pages 57,58 – Płaszczyzny ustalające i rowki pod kołek, patrz str 57,58

Alternative shapes. See page – Inne kształty – patrz strony

ALTERNATIVE LENGTH SPECIFY – Inna długość (określić)