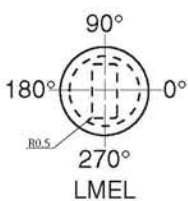
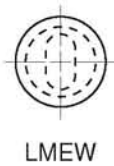
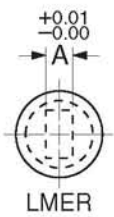
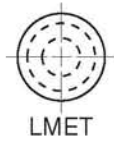
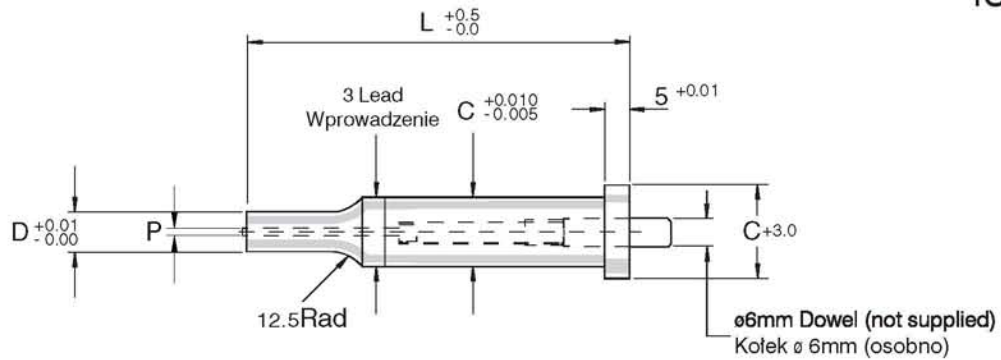


# Slug Ejector Center Dowel Punches

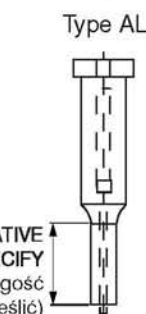
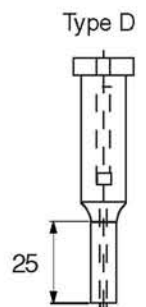
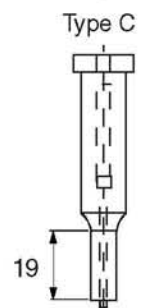
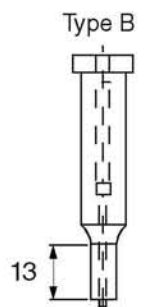
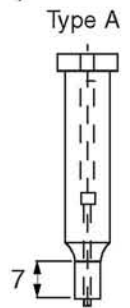
Stemple z wyrzutnikiem z otworem na kolek ustalający

ISO 8020



L=Overall standard lengths 50 up to 125 – L=całkowita standardowa długość 50-125mm  
Any alternative dimensions can be specified – Inne wymiary na życzenie

Symbol					C	P	Min. A/D
LMET	LMER	LMEF	LMEW	LMEL			
LMET10	LMER10	LMEF10	LMEW10	LMEL10	10	1.5	4.8
LMET13	LMER13	LMEF13	LMEW13	LMEL13	13	1.5	4.8
LMET16	LMER16	LMEF16	LMEW16	LMEL16	16	2.4	5.5
LMET20	LMER20	LMEF20	LMEW20	LMEL20	20	2.4	5.5
LMET25	LMER25	LMEF25	LMEW25	LMEL25	25	2.4	5.5
LMET32	LMER32	LMEF32	LMEW32	LMEL32	32	2.4	5.5



Alternative shapes. See page 54,55– Inne kształty – patrz strony 54,58  
Location flats if required see pages 57,58 - Płaszczyzny ustalające, patrz str 57,58  
Example Order – Przykładowe zamówienie

6 off LMER32D x 20 x 14.6 x 80

ALTERNATIVE LENGTH SPECIFY  
– Inna długość (określić)