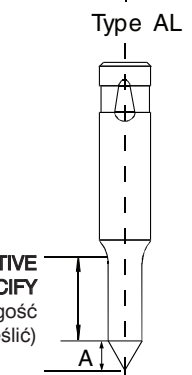
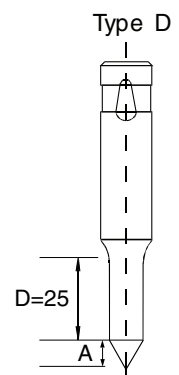
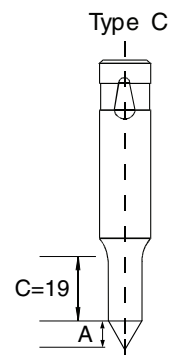
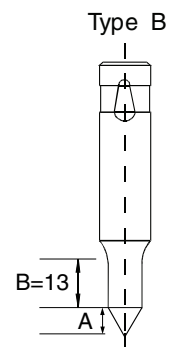
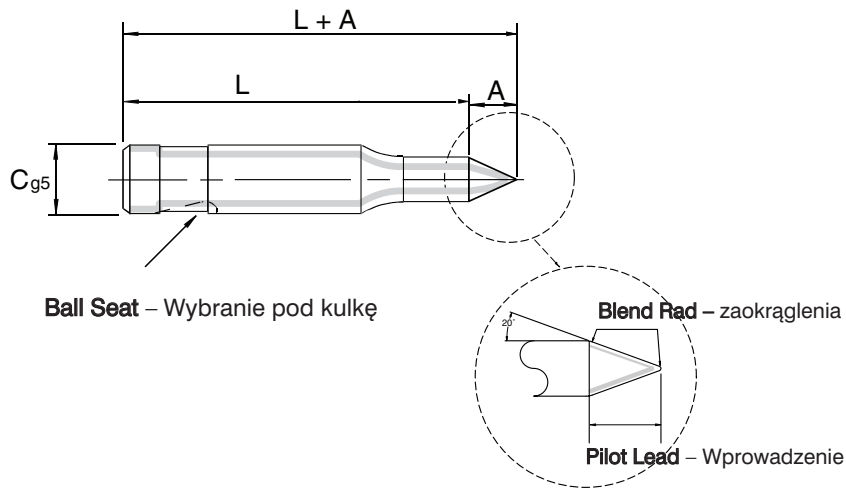


# Ball Lock Angular Pilot Points

Długość całkowita:  $L + A$



Heavy Duty Ball Seat			
Wybranie pod kulkę do wysokich obciążeń			
Symbol	C	D	A
HBAPP10	10	5.0 - 10.0	8.0
HBAPP13	13	9.0 - 13.0	10.0
HBAPP16	16	12.0 - 16.0	15.0
HBAPP20	20	15.0 - 20.0	20.0
HBAPP25	25	19.0 - 25.0	25.0
HBAPP32	32	24.0 - 32.0	30.0
HBAPP40	40	30.0 - 40.0	40.0

Light Duty Ball Seat			
Wybranie pod kulkę do niskich obciążeń			
Symbol	C	D	A
LBAPP10	10	5.0 - 10.0	8.0
LBAPP13	13	9.0 - 13.0	10.0
LBAPP16	16	12.0 - 16.0	15.0
LBAPP20	20	15.0 - 20.0	20.0
LBAPP25	25	19.0 - 25.0	25.0
LBAPP32	32	24.0 - 32.0	30.0
LBAPP38	38	24.0 - 38.0	30.0

Example order – Przykładowe zamówienie

6 off LBAPP 13D X 10.1 X 80

6 off HBAPP 16C x 15.5 x 100