

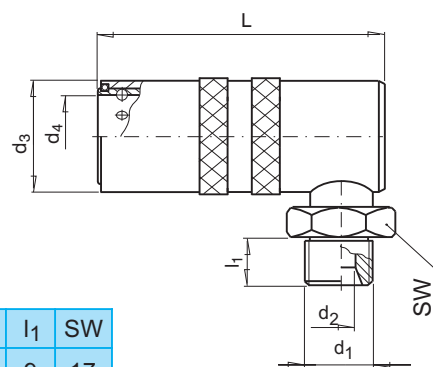
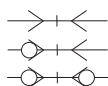
Złącze kątowe- 90° z gwintem zewnętrznym
Coupler - angle 90° with male thread connection



Z zaworem
With valve



Bez zaworu
Without valve



NR KAT.	NR KAT.	NW	d1	d2	d3	d4	L	l1	SW
CSK 060-EG13-90°	SK 060-EG13-90°	6	G 1/4"	6	17	9	48	9	17
CSK 060-EG14-90°	SK 060-EG14-90°		M14x1,5	6	17	9	48	9	17
CSK 060-EG17-90°	SK 060-EG17-90°		G 3/8"	8	17	9	48	9	17
CSK 090-EG17-90°	SK 090-EG17-90°	9	G 3/8"	9	23	13	52	9	21
CSK 090-EG21-90°	SK 090-EG21-90°		G 1/2"	9	23	13	52	12	21
CSK 190-EG21-90°	SK 190-EG21-90°	13	G 1/2"	13	31	19	74	12	30
CSK 190-EG24-90°	SK 190-EG24-90°		M24x1,5	13	31	19	78	16	30

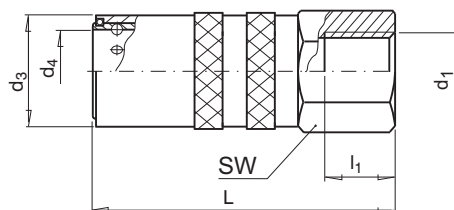
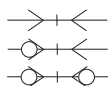
Złącze proste z gwintem wewnętrznym
Coupler with female thread connection



Z zaworem
With valve



Bez zaworu
Without valve

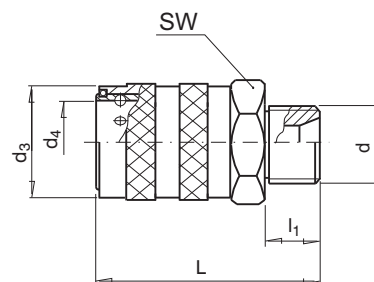
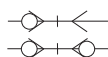


NR KAT.	NR KAT.	NW	d1	d3	d4	L	l1	SW
CSK 060-DG10	SK 060-DG10	6	M10x1	17	9	44	9	17
CSK 060-DG13	SK 060-DG13		G 1/4"	17	9	44	9	17
CSK 060-DG14	SK 060-DG14		M14x1,5	17	9	44	9	17
CSK 060-DG17	SK 060-DG17	9	G 3/8"	17	9	44	9	19
CSK 090-DG16	SK 090-DG16		M16x1,5	23	13	48	9	21
CSK 090-DG17	SK 090-DG17	9	G 3/8"	23	13	48	9	21
CSK 090-DG21	SK 090-DG21		G 1/2"	23	13	50	12	24
CSK 190-DG21	SK 190-DG21	13	G 1/2"	31	19	68	12	30
CSK 190-DG24	SK 190-DG24		M24x1,5	31	19	68	16	30
CSK 190-DG26	SK 190-DG26		G 3/4"	31	19	72	16	30

Złącze krótkie z gwintem zewnętrznym
Coupler with male thread connection



Z zaworem
With valve



NR KAT.	NW	d	d4	d3	L	l1	SW
060 EG13	6	G 1/4"	9	18	38	9	17
060 EG17	9	G 3/8"	13	23	38	9	21